

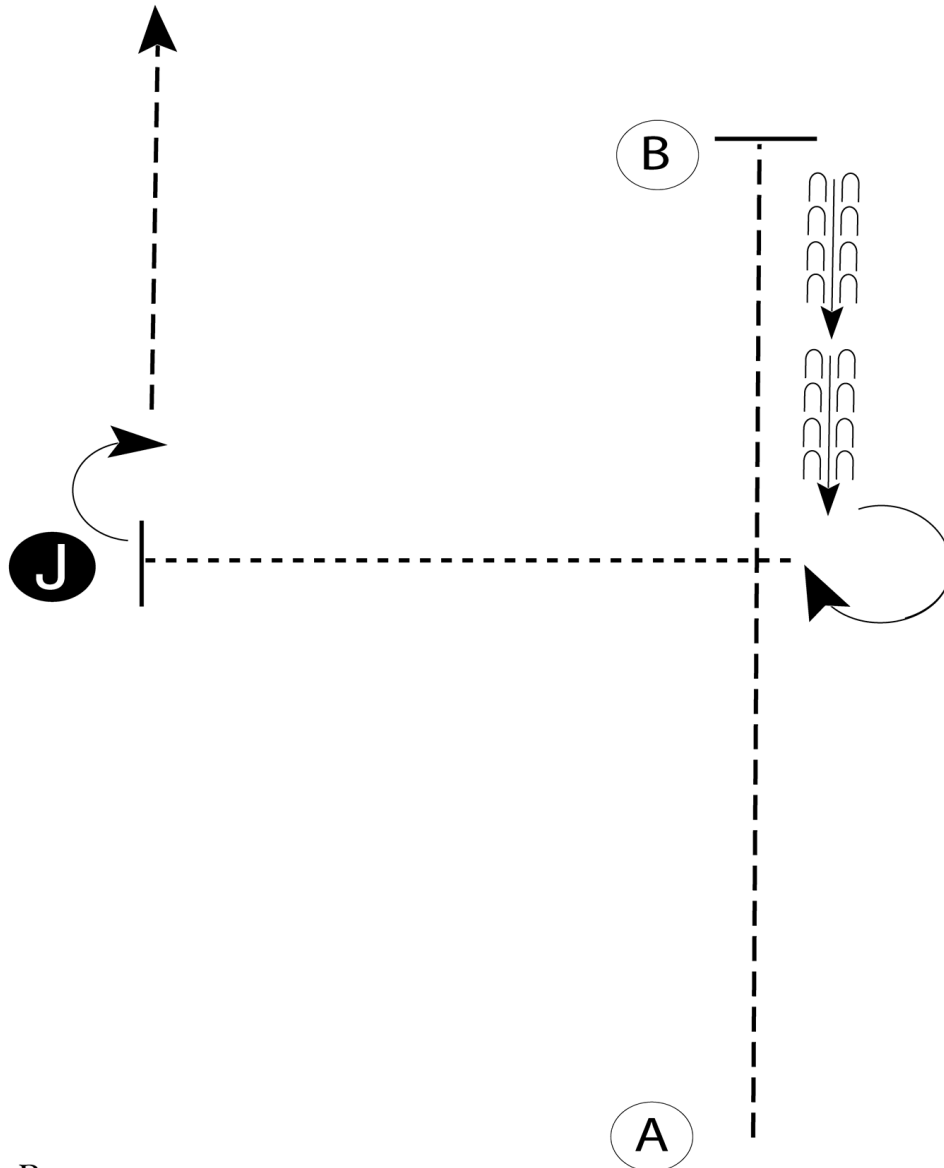
JCHSS - Birthday Bash

Showmanship (Youth)

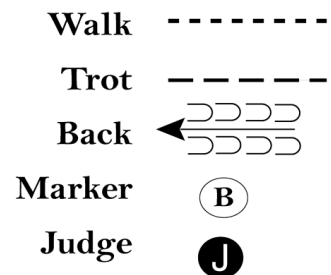
Show Date: 03-21-2026

w w w . H o r s e S h o w P a t t e r n s . c o m

w w w . H o r s e S h o w P a t t e r n s . c o m



1. Trot A to B.
2. Stop at B.
3. Back halfway to A.
4. Perform a 270 degree turn .
5. Walk to the judge, stop and set up for inspection.
6. When dismissed, perform a 90 degree turn and trot away from judge.



Follow the instructions of your ring steward.

[SWT-1]

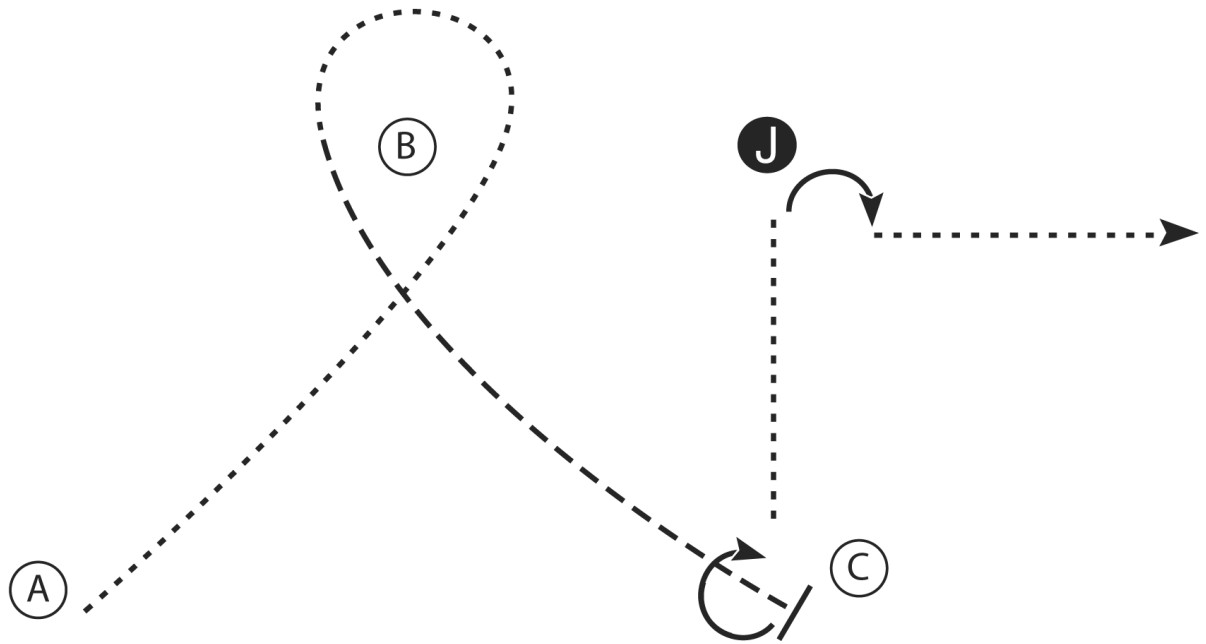
Pattern Provided by:

Freedom Reins Equestrian Events

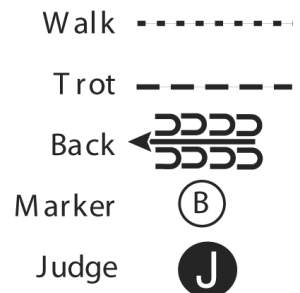
JCHSS - Birthday Bash

Showmanship (Adult)

Show Date: 03-21-2026



1. Walk A to and around B
2. At B trot to C
3. Stop at C and perform a 225 degree turn
4. Walk to the judge and set up for inspection
5. When dismissed perform a 90 degree turn and walk straight away from the judge



[S/1-1]

Pattern Provided by:

Freedom Reins Equestrian Events

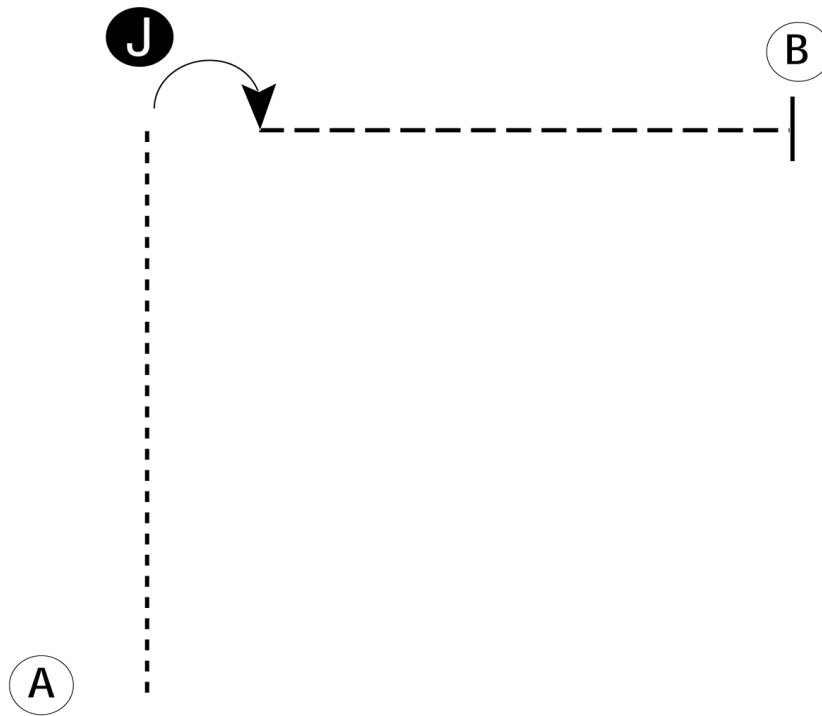
JCHSS - Birthday Bash

Showmanship (Novice Entry)

Show Date: 03-21-2026

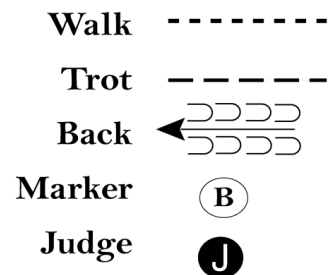
w w w . H o r s e S h o w P a t t e r n s . c o m

w w w . H o r s e S h o w P a t t e r n s . c o m



Be ready at A.

1. Walk from A to Judge.
2. Stop and set up for inspection.
3. When dismissed, perform a 90 degree turn.
4. Trot away from judge to B.
5. Stop at B.
6. Follow the instructions of your ring steward.



[SWT-7]

Pattern Provided by:

Freedom Reins Equestrian Events

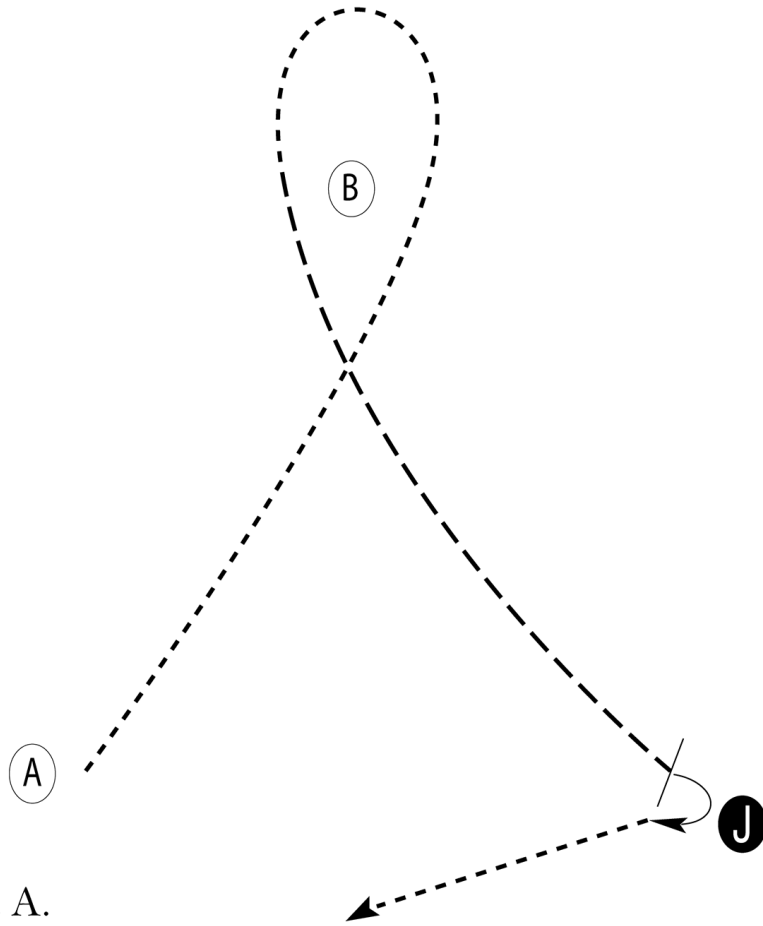
JCHSS - Birthday Bash

Showmanship (Green Equine)

Show Date: 03-21-2026

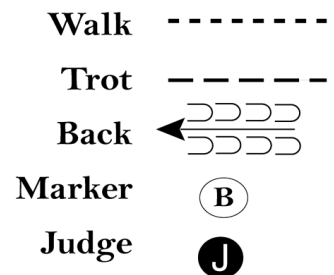
w w w . H o r s e S h o w P a t t e r n s . c o m

w w w . H o r s e S h o w P a t t e r n s . c o m



Be ready at A.

1. Walk from A to and around B.
2. Trot from B to the judge.
3. Stop and set up for inspection.
4. When dismissed, turn approximately 90 degrees and follow the instructions of your ring steward.



[S/WT-6]

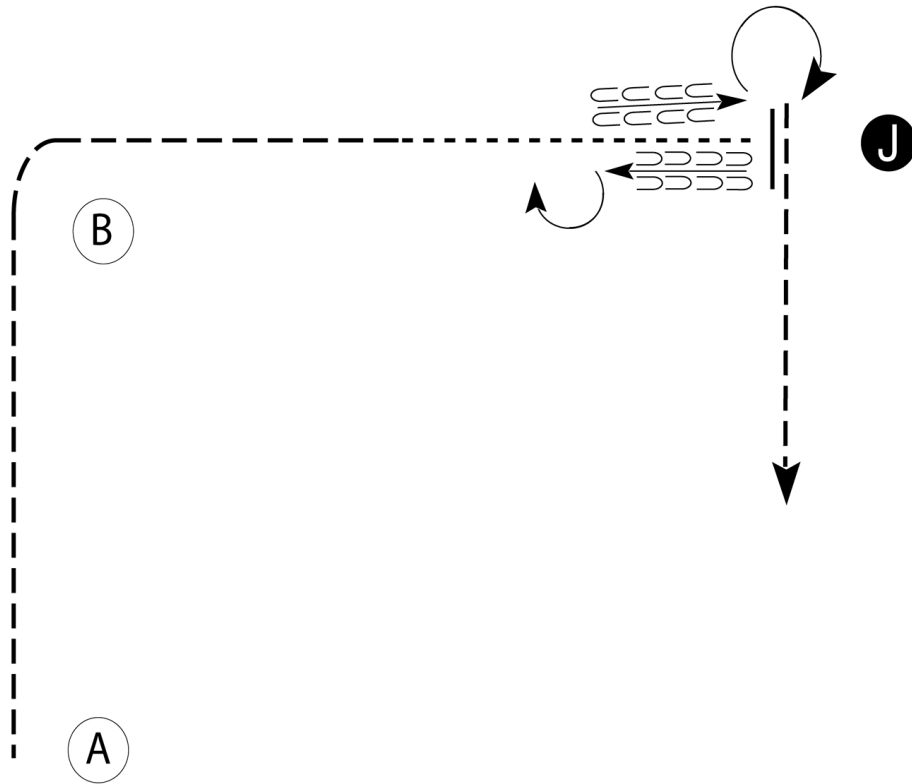
Pattern Provided by:

Freedom Reins Equestrian Events

JCHSS - Birthday Bash

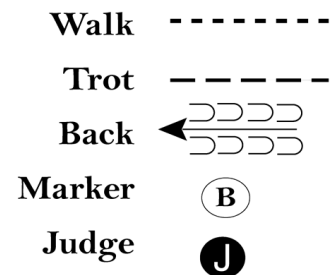
Showmanship (Seasoned Equine)

Show Date: 03-21-2026



Be ready at A.

1. Trot from A around B and half way to the Judge.
2. Break to the walk. Walk to the Judge.
3. Stop and back approximately one horse length.
4. Perform a 180 degree turn and back to the judge.
5. Set up for inspection.
6. When dismissed, perform a 270 degree turn and trot straight away from the Judge.



Follow the instructions of your ring steward.

[S/3-33]

Pattern Provided by:

Freedom Reins Equestrian Events

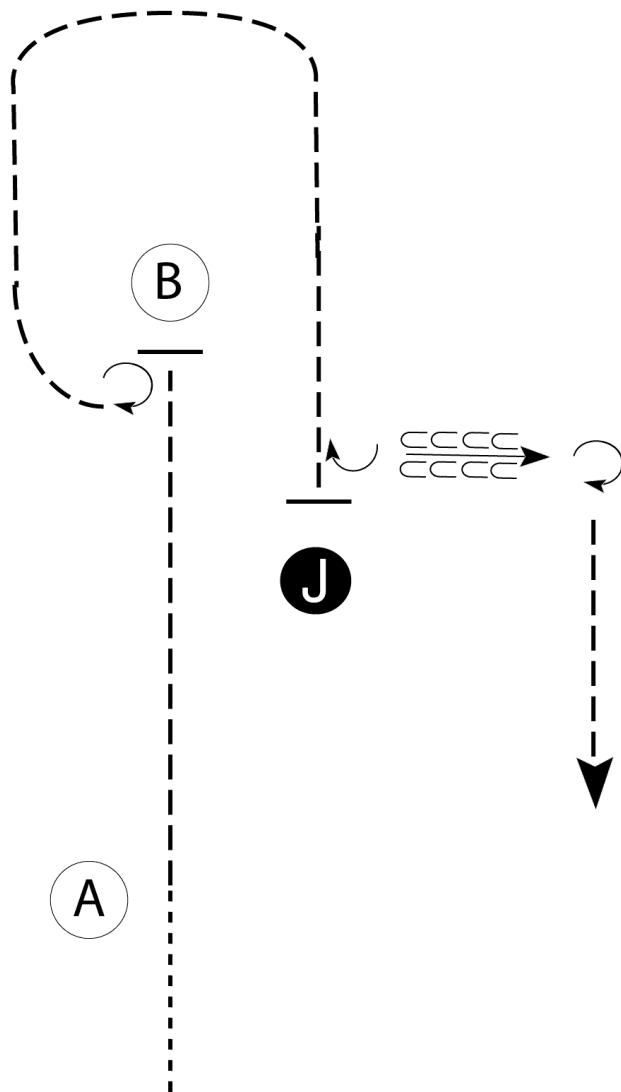
JCHSS - Birthday Bash

Showmanship (Mini Equine & Show Pony)

Show Date: 03-21-2026

w w w . H o r s e S h o w P a t t e r n s . c o m

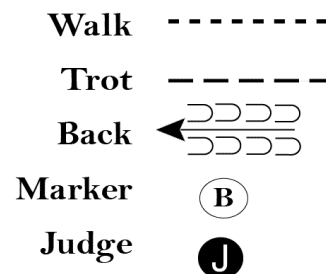
w w w . H o r s e S h o w P a t t e r n s . c o m



Be ready before A.

1. Walk to A.
2. At A, begin trot and continue to B.
3. At B, stop. Execute a 270 degree turn.
4. Trot around B to Judge. Stop. Set up for inspection.
5. When excused execute a 90 degree turn. Back.
6. Execute a 270 degree turn and trot away.
7. Exit at a trot.

Follow the instructions of your ring steward.



[MHP/S-9]

Pattern Provided by:

Freedom Reins Equestrian Events

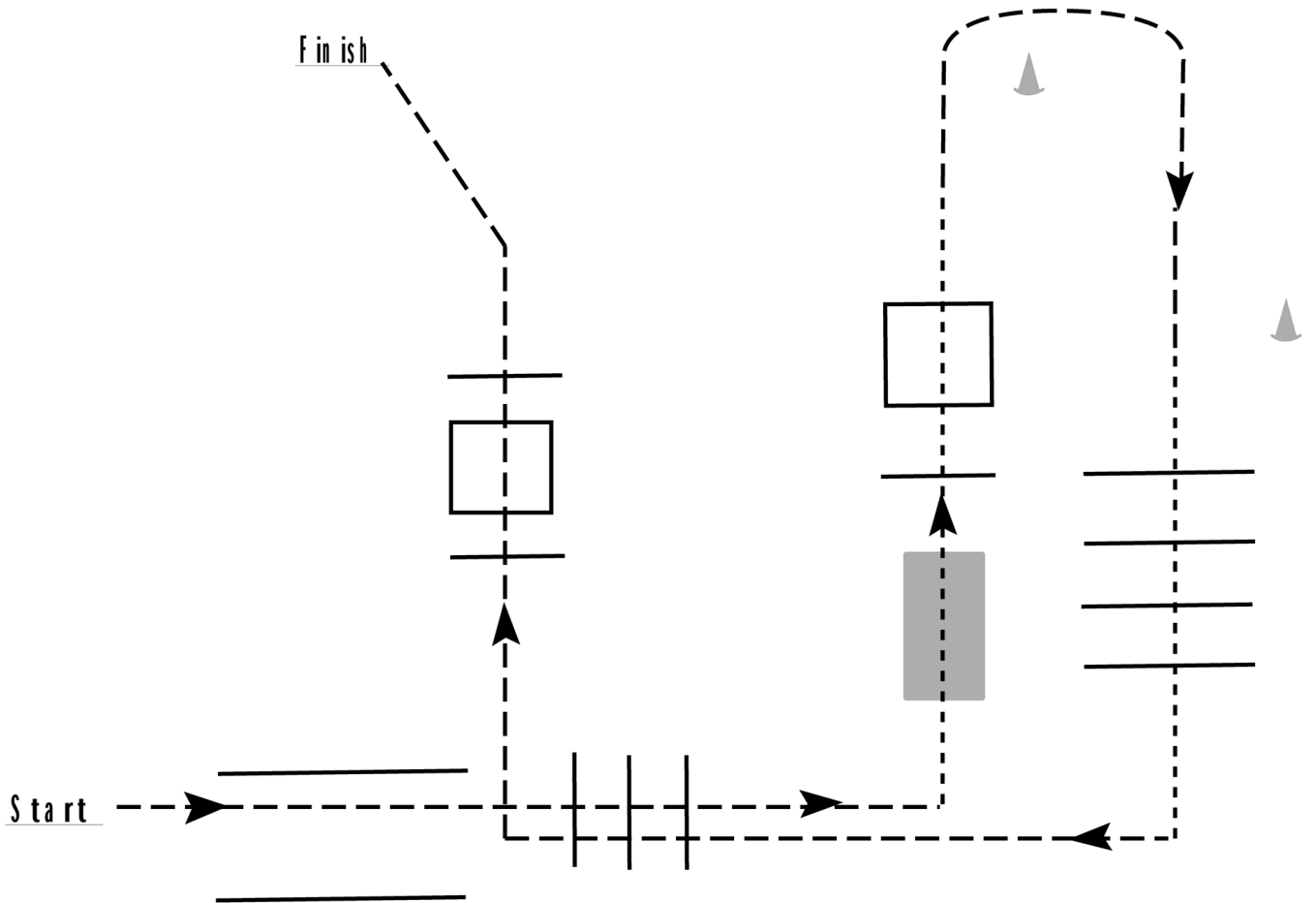
JCHSS - Birthday Bash

Trail (All Classes)

Show Date: 03-21-2026

w w w . H o r s e S h o w P a t t e r n s . c o m

w w w . H o r s e S h o w P a t t e r n s . c o m



1. Trot thru chute, over poles and to bridge.
2. Walk over bridge and poles as shown.
3. Trot around cone and to 2nd cone.
4. Walk over poles.
5. Jog over two sets of poles and to finish as shown.

Walk	-----
Jog	- - - - -
Lope	=====
Back	←←←←←
Marker	▲
Sidepass	←-----→

[T/WT-40]

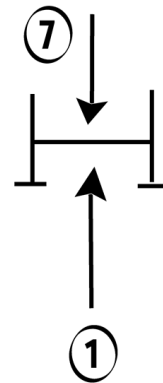
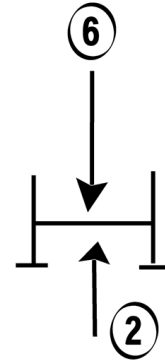
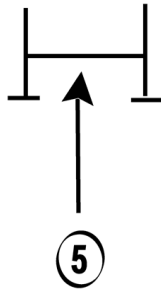
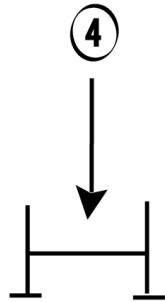
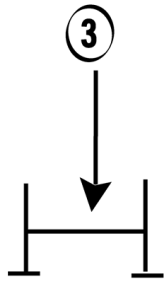
Pattern Provided by:

Freedom Reins Equestrian Events

JCHSS - Birthday Bash

Hunter In-Hand (Mini Equine & Show Pony)

Show Date: 03-21-2026



w w w . H o r s e S h o w P a t t e r n s . c o m

w w w . H o r s e S h o w P a t t e r n s . c o m

[MHP/H-6]

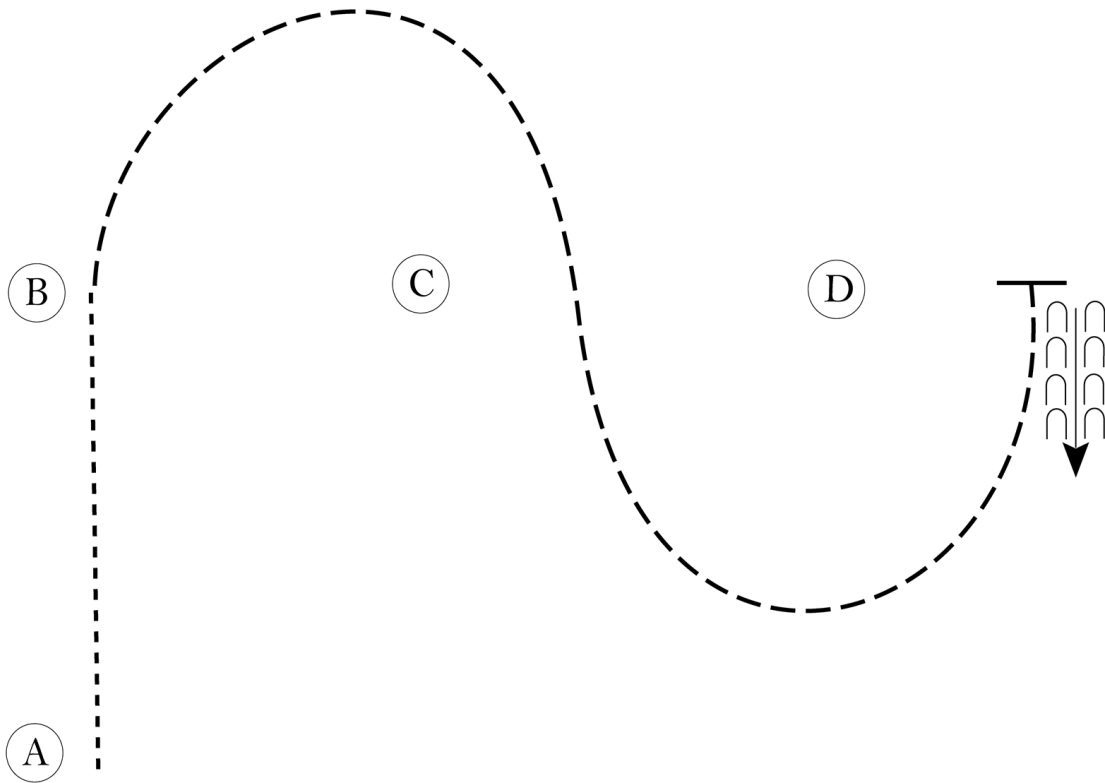
Pattern Provided by:

Freedom Reins Equestrian Events

JCHSS - Birthday Bash

Western Horsemanship (Leadline)

Show Date: 03-21-2026



Be ready at A.

1. Walk A to B.
2. Jog at B, around C and to D.
3. Stop at D and back approximately one horse length.

Follow the instructions of your ring steward.

Walk	-----
Jog	- - - - -
Extended Jog	- - - - -
Lope	—————
Leg Yield	
Lead Change	— / —
Back	← — — — — — — — — —
Marker	⊙
Sidepass	← — — — — →

[WH/WT-6]

Pattern Provided by:

Freedom Reins Equestrian Events

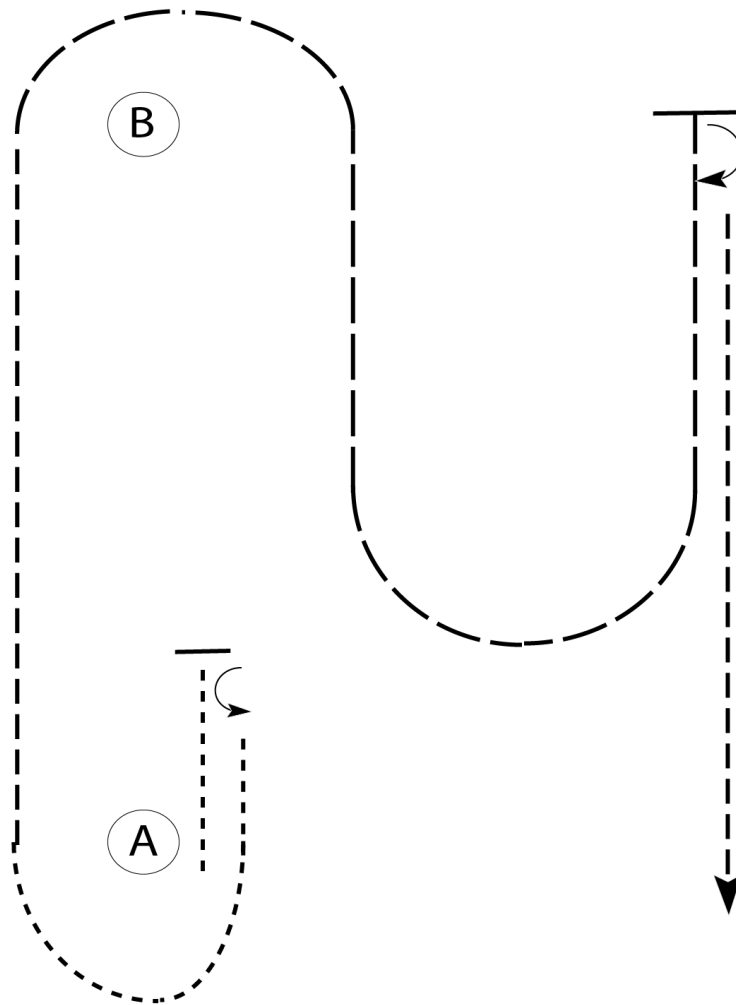
JCHSS - Birthday Bash

Western Horsemanship W/SG

Show Date: 03-21-2026

w w w . H o r s e S h o w P a t t e r n s . c o m

w w w . H o r s e S h o w P a t t e r n s . c o m



Be ready at A.

1. Walk approximately two horse lengths forward.
Stop and perform a 1/2 turn left.
2. Walk to and around A.
3. Jog to B.
4. Extend the jog as shown until even with B.
until even with B.
5. Stop and perform a 180 degree turn to the
right and jog to finish.

Walk	-----
Jog	- - - - -
Extended Jog	— — — —
Lope	
Lead Change	— / —
Back	← ← ← ←
Marker	ⓑ

[WH/WT-118]

Pattern Provided by:

Freedom Reins Equestrian Events

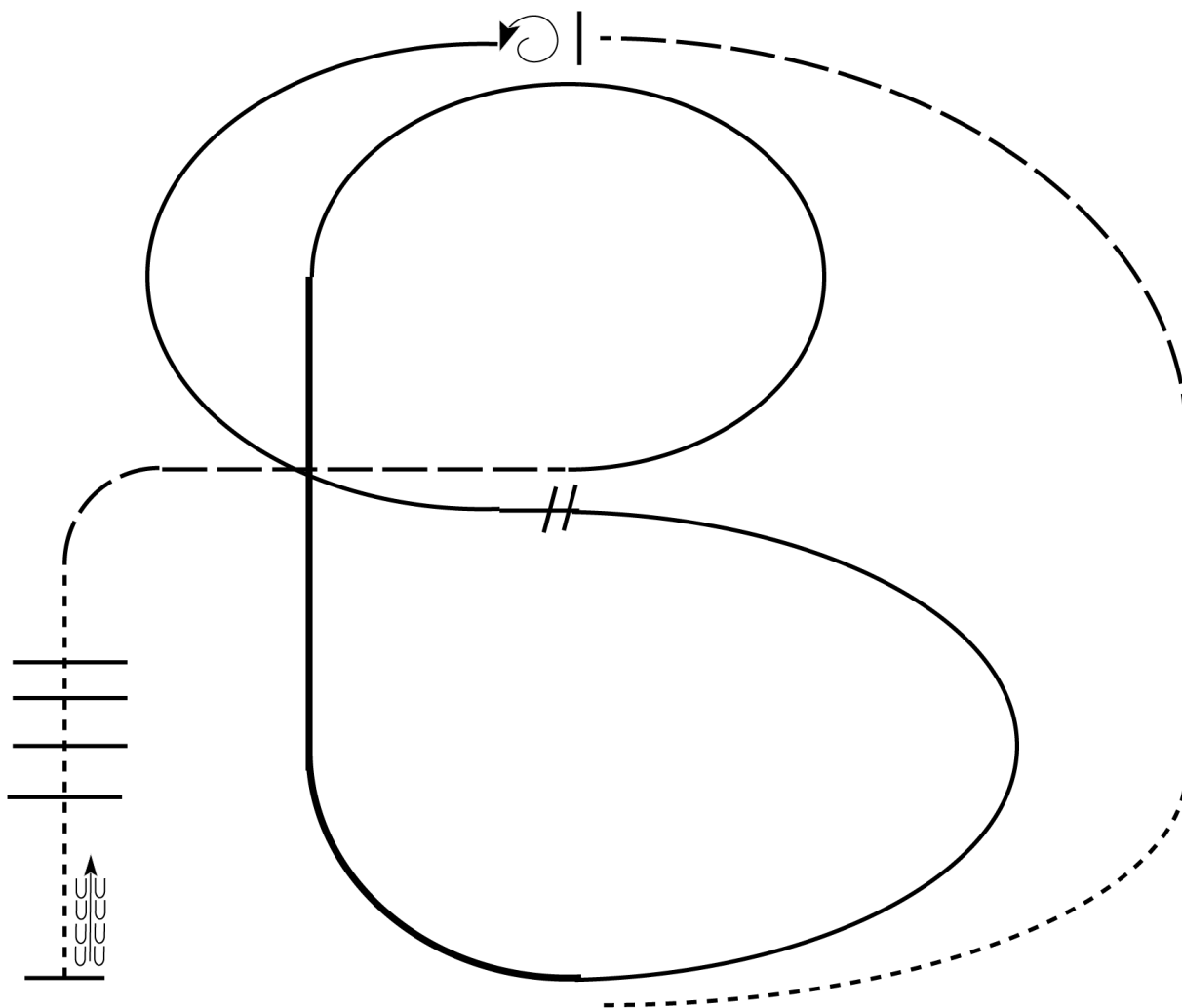
JCHSS - Birthday Bash

Ranch Riding

Show Date: 03-21-2026

w w w . H o r s e S h o w P a t t e r n s . c o m

w w w . H o r s e S h o w P a t t e r n s . c o m



1. Walk
2. Trot
3. Extend the trot, at the top of the arena, stop
4. 360 degree turn to the left
5. Left lead 1/2 circle, lope to the center
6. Change leads (simple or flying)
7. Right lead 1/2 circle
8. Extended lope up the long side of arena (right lead)
9. Collect back to a lope around the top of the arena and back to center
10. Break down to an extended trot
11. Walk over poles.
12. Stop and back

Walk	-----
Jog	- - - - -
Extended Jog	- - - - -
Lope	
Lead Change	///
Back	← ← ← ← ←
Marker	(B)

[RR/1]

Pattern Provided by:

Freedom Reins Equestrian Events

JCHSS - Birthday Bash

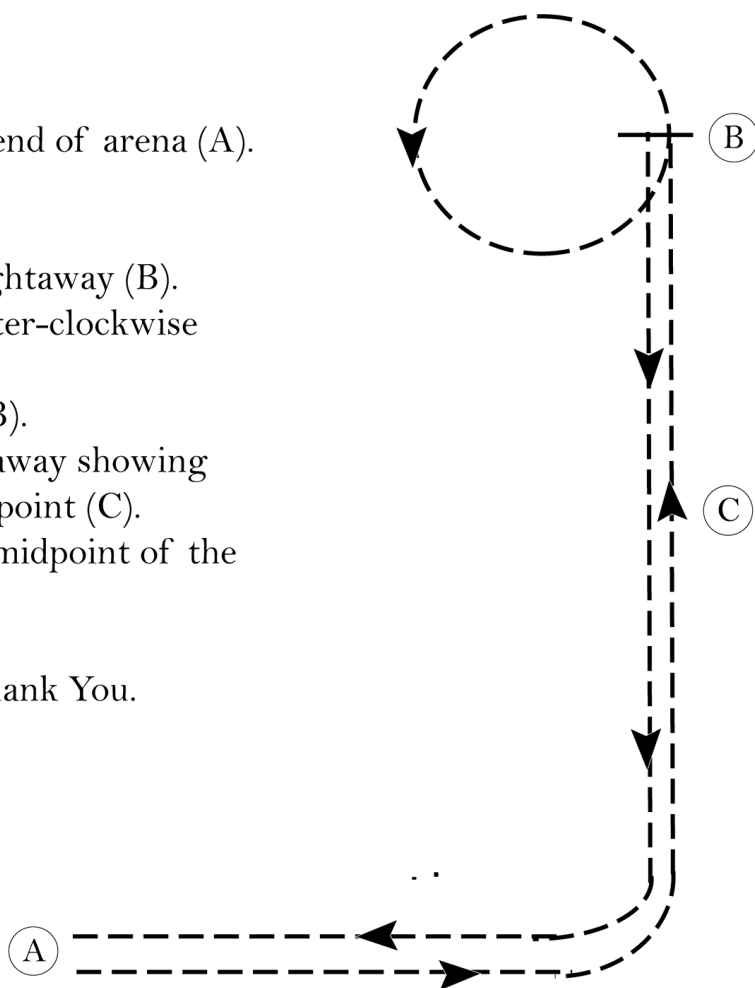
Dressage Suitability Equitation W/SG

Show Date: 03-21-2026

Begin at the mid-point of the in gate end of arena (A).

1. Trot along the rail to the right.
2. Briefly stop at the end of the straightaway (B).
3. Trot a circle at the curve in a counter-clockwise direction.
4. Close the circle, then stop briefly (B).
5. Reverse and trot down the straightaway showing one change of diagonal at the midpoint (C).
6. Continue around the curve to the midpoint of the turn (A).

The workout has been completed - Thank You.



Walk
Trot	- - - - -
Extended Trot	- - - - -
Canter	—————
Lead Change	↘ ↙
Back	← ← ← ← ←
Reference Point	(B)

[SSE/1]

Pattern Provided by:

Freedom Reins Equestrian Events

